



District Report Card: 2017


State: Tamil Nadu	District: Thanjavur
Class: 5	Subject: Language
Schools: 61	Students: 972


Participation/Coverage


Students

 GENDER	Boys		Girls	
	Number	%	Number	%
	480	49.38	492	50.62

 AREA	Rural		Urban	
	Number	%	Number	%
	726	74.69	246	25.31

 CATEGORY	SC		ST		OBC		GEN	
	Number	%	Number	%	Number	%	Number	%
	324	33.33	6	0.62	637	65.53	5	0.51

 CWSN	LD	VI	HI	S&LD	ID	Oth
	1	2	0	0	1	0

 Management	Government		Government-aided	
	Number	%	Number	%
	524	53.91	448	46.09

Average Performance of Students in Language (%)

Overall	Gender		Area		Management		Social Group			
	Male	Female	Rural	Urban	Govt.	Aided	SC	ST	OBC	GEN
55.98	55.88	56.08	53.97	61.92	54.75	57.43	56.17	65.56	55.59	81.33

Performance on Learning Outcomes (LOs)

Learning Outcomes	Description	Average Performance(%)
L504	Reads and comprehends independently storybooks, news items/ headlines, advertisements etc.	56.85
L508	Reads text with comprehension, locates details and sequence of events	55.55

Range of Performance of Students who Answered Correctly							
Below 30%		30% - 50%		50% - 75%		Above 75%	
Number	%	Number	%	Number	%	Number	%
132	13.58	273	28.09	371	38.17	196	20.16

Lowest Performing Learning Outcomes (LOs)

- 1 - Reads text with comprehension, locates details and sequence of events (55.55)
- 2 - Reads and comprehends independently storybooks, news items/ headlines, advertisements etc. (56.85)